



CWS INDUSTRIES (MFG) CORP.

# Fork Specifications

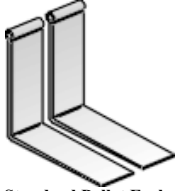
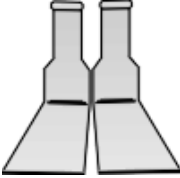
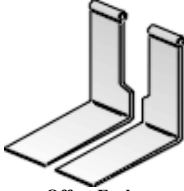
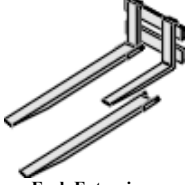






## Specifications for Ordering Fork Tines

When requesting price and availability or when ordering Fork Tines, please provide all of the information detailed below.

Email us using the terminology on this page to describe your requirements or download a printable [Adobe Acrobat Page](#) or [HotSend Page](#), that can be printed and faxed back to us.

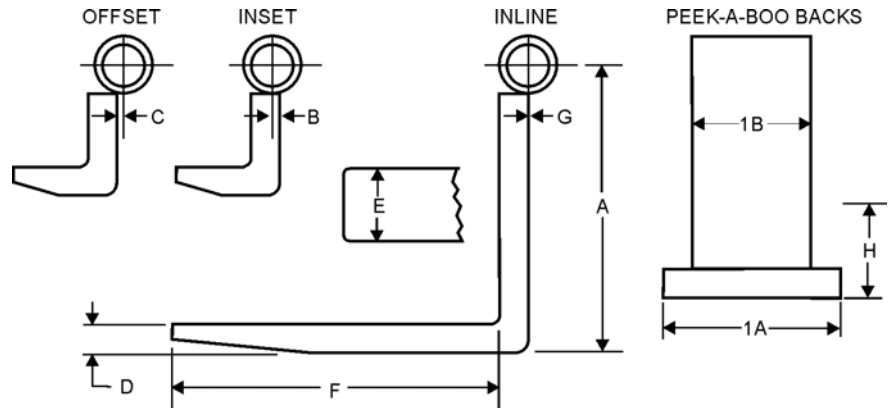
Links:

- [Fork Carriages](#)
- [Fork Capacities](#)

<b>SPECIFY STYLE</b>  <b>(ST-A - ST-D)</b>	<b>ST-A</b>  Standard Pallet Forks	<b>ST-B</b>  Clear View Forks	<b>ST-C</b>  Offset Forks	<b>ST-D</b>  Fork Extensions
	<b>CHOOSE NOSE</b>  <b>(NO-E - NO-H)</b>	<b>NO-E</b>  Square Chisel	<b>NO-F</b>  Pointed	<b>NO-G</b>  Rounded Chisel
<b>CHOOSE TAPER</b>  <b>(TA-J - TA-L)</b>	<b>TA-J</b>  Standard Taper	<b>TA-K</b>  2X THICKNESS Full Taper	<b>TA-L</b>  Tapered and Polished	
<b>PROVIDE DIMENSIONS</b>				
<b>DIM - A</b>		TO CENTERLINE OF TUBE		

<b>DIM - B</b>		INSET
<b>DIM - C</b>		OFFSET
<b>DIM - D</b>		THICKNESS
<b>DIM - E</b>		WIDTH
<b>DIM - F</b>		LENGTH
<b>DIM - G</b>		INLINE
<b>DIM - H</b>		STRAIGHT BACK
<b>DIM - 1A</b>		WIDTH
<b>DIM - 1B</b>		WIDTH
<b>DIM - OD</b>		OUTSIDE DIAMETER
<b>DIM - ID</b>		INSIDE DIAMETER
<b>DIM - SD</b>		SHAFT DIAMETER

Clearance must exist between shaft OD and tube ID



**PROVIDE HANGER TUBE DIMENSIONS**

Note: If no slot in tube, only Dim. "N" required.

<b>TU - J</b>		ANGLE OF SLOT
<b>TU - K</b>		DEPTH OF SLOT
<b>TU - L</b>		LOCATION OF SLOT
<b>TU - M</b>		SLOT WIDTH
<b>TU - N</b>		TUBE LENGTH

